

How to protect the assets in your shop

Security – Intrusion Detection



BOSCH
Invented for life



Shops that fail to implement intrusion security after official opening hours are considered a “soft target” for criminals. Let’s take a look at how you can better protect your assets during closing hours:

Secure your assets outside working hours

If your shop does not have 24/7 surveillance, you need other ways to prevent theft from non-public areas such as the kitchen, storage room, management office, and technical room. During working hours, your staff is in charge of safeguarding your assets. But after working hours, who watches out for intruders? That’s where our intrusion alarm system comes in. Doors and windows to sensitive places are secured at all times by a magnetic contact, which registers unauthorized access automatically.

Gain faster intrusion detection

A burglar needs time to get into your shop, search for valuables, and get out again. The sooner the burglar triggers the alarm the less time that person will have to gather valuables and/or damage your shop.

Support easy, speedy operation

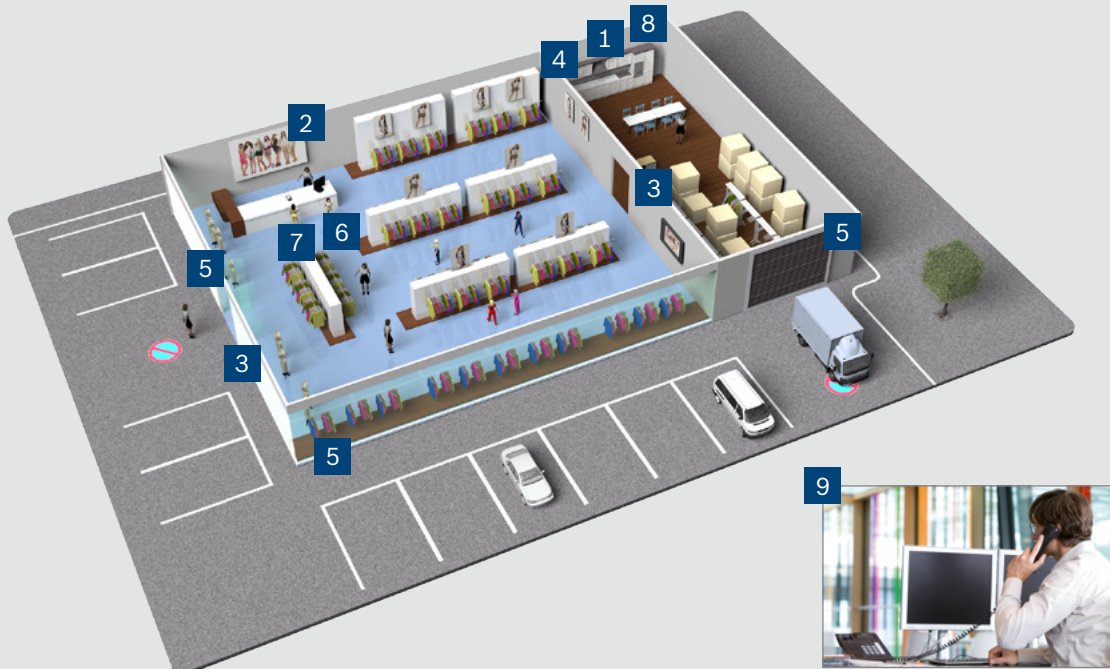
This intuitive system is easy to learn and to understand, thanks to our AMAX intrusion control panel with its structured and insightful menus. What’s more, the master keypad enables smooth, time-saving operation of the entire system. An on-board phone dialer sends an alarm via the telephone network to an alarm monitoring center, while, at the same time, a voice message is sent to you to inform you about an intruder’s presence in your shop.

Keep operational costs low

The Bosch intruder alarm system can also help you save on energy costs. For example, put a simple magnetic contact on your freezer doors and link them to the intrusion detection system. The system will alert you immediately if any of those doors are not shut properly at closing time.

Bosch Security Systems has the answer.

Example of a shop with an intrusion alarm system



The above schematic gives an example of how to increase security within your shop:

- 1 The intrusion alarm panel, the heart of the system, is installed in a technical room.
- 2 The keypad at the cashier desk enables staff to receive intrusion messages, to control the entire system, and to take action when required.
- 3 Motion detectors (wired or wireless) at the entrances detect entry attempts during closing hours.
- 4 Magnetic contacts (wired or wireless) are fitted to freezers and other cooling equipment to ensure that they are properly closed, preventing expensive electricity waste.
- 5 Magnetic contacts (wired or wireless) are used on windows and doors that are accessible from the outside, or have to be secured during operational hours.
- 6 Bill traps in the cashier desk will trigger a silent alarm to request help if your cashier is being told to empty the cash drawer.
- 7 A panic button under the reception desk provides additional security for your staff.
- 8 An indoor sounder will alert your staff that someone has opened one of the doors or windows that are equipped with magnetic contacts.
- 9 When an alarm is triggered, the intrusion alarm panel sends a message to the alarm monitoring center, while a voice message is sent simultaneously to your phone.

Installers information



Bosch Intrusion alarm systems consist of a panel and peripherals, such as detectors, which are connected optionally to an external monitoring center.

Versatile alarm panel

Our intrusion alarm system, the AMAX panel 3000, offers protection of 32 zones and 8 areas, and comes with an

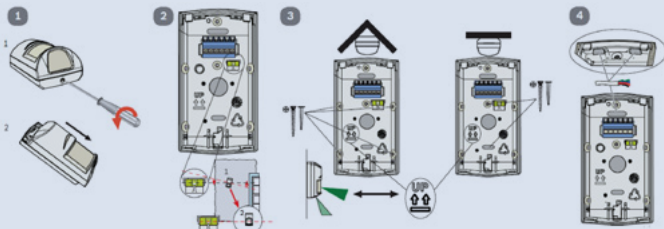
enclosure and a transformer. An on-board PSTN dialer transmits the alarm via the network to your phone and/or an alarm monitoring center. Commissioning the system is simple and involves minimum programming: the default settings already cover 90% of the available functionality. Programming can either be done via the AMAX TEXT, LCD, or LED keypads or via the programming software (A-Link Plus).

Reliable alarm transmission

Our intrusion alarm system can be connected to an alarm monitoring center via telephone (PSTN), thanks to the alarm panel's on-board voice dialer. The system can also be connected via IP wired internet by adding the B426 IP communicator, or wireless GPRS by adding the B442 or B443 IP alarm communicator.

Installation-friendly detectors

Get the installation job done faster with a self-locking, two-piece enclosure (1), integrated biaxial bubble level (2), and removable terminal strip (4). These cleverly-designed components reduce installation time. Additionally, the terminal strip is designed to prevent incorrect wiring and eliminates future service calls.



Ease of installation of Bosch motion detectors

The optics and electronics are assembled into the front enclosure and sealed with a protective cover, preventing

damage during installation. The flexible mounting height allows you to position the detectors at 2.3 to 2.7 meters above floor level, without any adjustment.

Reliable detectors

The security industry recognizes Bosch Security Systems as a global leader in intrusion detector expertise. For example, our Blue Line PIR Motion Detectors (ISC-BPR2) use two Fresnel lenses that are designed to produce sharply-focused images throughout the field of view, providing superior response to intrusions. These lenses provide a high density (77 zone), 7 layer pattern, and the selectable lockdown lens provides three additional lockdown zones. All of which can give state-of-the-art detection with easy installation and flexible mounting options.

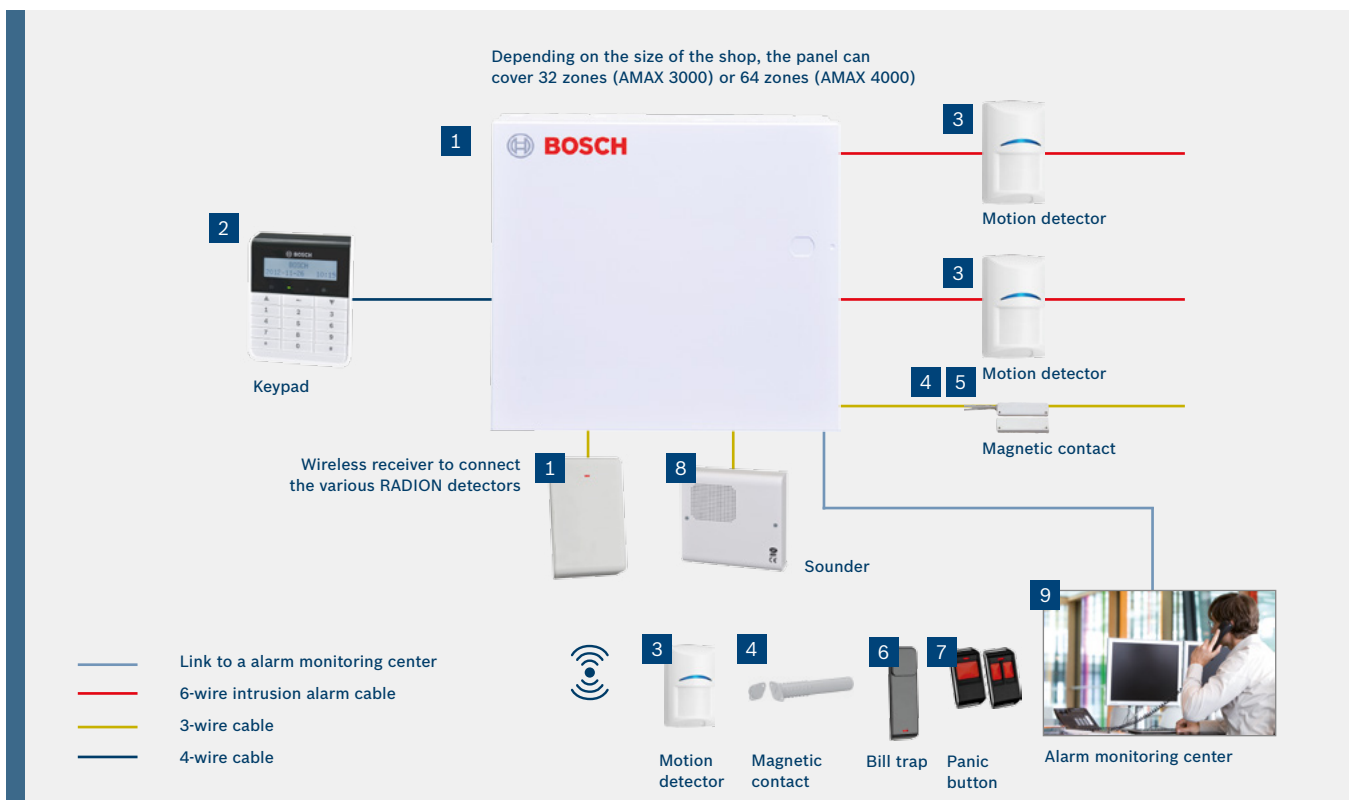
No cables required

Choose our RADION receivers and detectors for even more flexibility and speed during installation. These wireless devices can be placed exactly where they are needed, not just where you can get a wire.

Quality to meet the highest requirements

Our intrusion system is certified in accordance with EN 50131-3 Grade 2.

Example of an intrusion system



Products used in this example

Image	Product name	Ordering code	Corresponds with number in drawing on page 2 and 3.	Description
	Intrusion alarm panel	ICP-AMAX3-P1 ICP-AMAX3-P2-EN ICP-AMAX3-P3-EN	1	32 Hardwired zones / 8 areas / 64 user codes 3 x 256 events log stamped with date and time On-board voice dialer
	Keypad	IUI-AMAX4-TEXT	2	Simple Icons for system condition Quick menu programming Zone input, on board
	Wired motion detector Blue line	ISC-BPR2-W12	3	Dynamic Temperature Compensation Flexible Mounting Height, No Adjustments Self-locking Enclosure with Integrated Bubble Level
	RADION Wireless motion detector	RFPR-12	3	Flexible Mounting Height Operational up to 5 years with one user replaceable CR123A battery Supervised for low-battery, cover-tamper and removal tamper
	Wired magnetic contact	ISN-CSD70-W	4+5	Sensitive non-stick rhodium reed Two solder points on the wire
	RADION Wireless magnetic contact	RFDW-RM	4+5	Self-contained transmitter with magnetic reed switch contact Operational up to 5 years using a single user replaceable AAA Lithium battery Supervised for low-battery and cover-tamper conditions
	RADION Wireless bill trap	RFBT	6	Detects removal of a bill to transmit a silent panic alarm
	RADION Wireless panic button	RFPB-SB	7	Water and dust resistant Up to 5 year battery life Supervised for low battery and removal from monitored areas
	RADION Wireless receiver	RFRC-OPT	1	Dual internal antennas provide spatial and polar RF signal reception for high reliability Cover and wall tamper protection
	Indoor sounder	IUI-SIR-ID	8	Tamper proof 1,5mm thick steel housing Regulation of charging voltage to 13,8 VDC Noise level of 117 dBA
	Battery	D126	1	12 VDC sealed lead-acid Fully rechargeable, Maintenance-free
Optional equipment for communication to central monitoring center, equipped with Conettix				
	B426 IP communicator	B426	1	Full two-way IP event reporting 10/100 Base-T Ethernet AES Encrypted Line Security
	B450 Conettix Plug-in Communicator	B450	1	Enables full two-way IP communication Supports remote installation of cellular modules
	B442 Conettix Plug-in GPRS Cellular	B442 and B443	1	Secure Conettix IP alarm communication B442 provides IP communication, B443 provides 3G/4G IP communication
	B443 Conettix Plug-in HSPA+ Cellular			

Disclaimer

This application note depicts non-binding information. All assessments, analysis, recommendations or conclusions contained herein are non-binding examples and are strictly limited to the products manufactured by Bosch Security Systems. The reading of this application note does not replace in any case the individual consultancy through an authorized installer. Literal mistakes are not excluded. Bosch Security Systems cannot be held liable as a result of any installation work made by you or any third party based on this non-binding application note. Further, Bosch Security Systems is not responsible for testing and establishing the suitability of their system for your intended purpose and you are solely responsible for the overall system installed. Please observe the local regulations.

Bosch Security Systems
To learn more about our solutions,
please visit emea.boschsecurity.com

© Bosch Security Systems, 2015
Modifications reserved
Printed in the Netherlands

BOSCH SECURITY SYSTEMS ASSUMES NO RESPONSIBILITY FOR INACCURACIES OR OMISSIONS AND SPECIFICALLY DISCLAIMS ANY LIABILITIES, LOSSES, OR RISKS, PERSONAL OR OTHERWISE, INCURRED AS A CONSEQUENCE, DIRECTLY OR INDIRECTLY, OF THE USE OR APPLICATION OF ANY OF THE CONTENTS OF THIS DOCUMENT.

